

# END CAP INSTRUCTIONS FOR USE

**INTENDED USE:**

- To keep clean and protect catheter luer between treatments.
- Allowing access to the catheter.





**DESCRIPTION:**

- Self-sealing diaphragm under a plastic cap with a luer connector.

**POTENTIAL COMPLICATIONS:**

- Accidental disconnection
- Bleeding
- Air embolism
- Infection

**WARNINGS:**

- Federal Law (USA) restricts the device to sale by or on the order of a physician.
- This device is for Single Use Only. 
- Do not resterilize by any method. 
- Re-use may lead to infection or illness/injury.
- The manufacturer shall not be liable for any damages caused by re-use or resterilization of the device.
- Contents sterile and non-pyrogenic in un-opened, undamaged package.
- STERILIZED BY ETHYLENE OXIDE STERILE EO
- Do not use if package is opened or damaged. 
- Do not use if any sign of product damage is visible. 

**INSTRUCTIONS FOR USE:**

- After locking the catheter with locking solution.
- Remove locking solution syringe.
- Remove dust cap, if applicable.
- Thread end cap onto catheter luer.
- Use a slight twisting motion to ensure that the end cap is fully seated/connected onto the luer.

**PRECAUTIONS:**

- Do not overtighten - may cause cracking of the luer and make removal difficult.
- Do not use hemostats or another instrument to remove cap – may cause cracking.
- Use only luer lock connectors.
- Discard Biohazard according to facility protocol.

Medcomp® does not recommend a particular technique for the use of this device. The physician should evaluate their appropriateness according to individual patient conditions and his or her medical training and experience.

**WARRANTY**

**Medcomp® WARRANTS THAT THIS PRODUCT WAS MANUFACTURED ACCORDING TO APPLICABLE STANDARDS AND SPECIFICATIONS. PATIENT CONDITION, CLINICAL TREATMENT, AND PRODUCT MAINTENANCE MAY EFFECT THE PERFORMANCE OF THIS PRODUCT. USE OF THIS PRODUCT SHOULD BE IN ACCORDANCE WITH THE INSTRUCTIONS PROVIDED AND AS DIRECTED BY THE PRESCRIBING PHYSICIAN.**









Because of continuing product improvement, prices, specifications, and model availability are subject to change without notice. Medcomp® reserves the right to modify its products or contents without notice.

Medcomp® is a registered trademark of Medical Components, Inc.



MPS Medical Product Service GmbH  
Borngasse 20  
35619 Braunfels  
Germany



5.1.1 	Manufacturer *	5.6.3 	Non-pyrogenic *
5.1.4 	Use-by Date *	5.3.2 	Keep Away from Sunlight *
5.4.2 	Do Not Re-use *	5.2.6 	Do Not Resterilize *
5.3.4 	Keep Dry *	Rx Only	Prescription Use Only ***
5.1.5 <span style="border: 1px solid black; padding: 2px;">LOT</span>	Batch/Lot Number *	5.1.6 <span style="border: 1px solid black; padding: 2px;">REF</span>	Catalogue Number *
5.2.8 	Do Not Use if Package is Damaged *		
5.1.2 <span style="border: 1px solid black; padding: 2px;">EC REP</span>	Authorized Representative in the European Community *		
5.2.3 <span style="border: 1px solid black; padding: 2px;">STERILE EO</span>	Sterilized Using Ethylene Oxide *		

\* This symbol is in accordance with ISO 15223-1.

\*\*\* FDA guidance Use of Symbols in Labeling.

 **Medical Components, Inc.**

1499 Delp Drive  
Harleysville, PA 19438 U.S.A.  
Tel:215-256-4201  
Fax:215-256-1787  
www.medcompnet.com