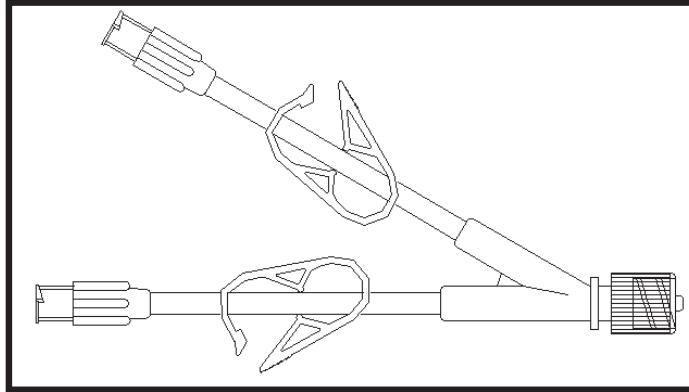


## REMOVABLE "Y" LUER LOCK ADAPTOR INSTRUCTIONS FOR USE



**INTENDED USE:** To provide dual access to a single lumen hemodialysis catheter.




### INSTALLATION PROCEDURE:

1. Install "Y" Adaptor male luer onto female luer of catheter.
2. Turn base of adaptor clockwise until secure.
3. Flush adaptor with saline to ensure connection is secure.
4. Connect to bloodlines to begin treatment.

### POTENTIAL COMPLICATIONS:

- Blood Loss
- Infections















### WARNINGS & PRECAUTIONS:

- To prevent accidents, assure the security of all caps and bloodline connections prior to and between treatments.
- Discard biohazard according to facility protocol.
- Examine catheter female luer after each treatment for damage.
- Federal (USA) law restricts this device to sale by or on the order of a physician.
- Product is sterile in unopened, undamaged package. STERILIZED BY ETHYLENE OXIDE **STERILE|EO**
- Single use only. DO NOT RE-USE. Re-Use may lead to infection or illness/injury. 
- Do not use if package is damaged. 
- Do not resterilize. 
- Caution when using this device. Be aware of sharps.

- Do not overtighten. Do not proceed if resistance is felt or interaction between components is failing.
- Examine the device and connections before each treatment.

Medcomp® does not recommend a particular technique for the use of this device. The physician should evaluate the appropriateness of the device according to the individual patient conditions and his or her medical training and experience.

SYMBOL TABLE

5.1.1		Manufacturer *
5.3.4		Keep Dry *
5.6.3		Non-pyrogenic *
5.3.2		Keep Away from Sunlight *
5.2.3		Sterilized Using Ethylene Oxide *
5.2.8		Do Not Use if Package is Damaged *
5.1.4		Use-by Date *
5.2.6		Do Not Resterilize *
5.1.5		Batch/Lot Number *
5.1.6		Catalogue Number *
5.4.4		Caution, consult Accompanying Documents *
5.4.2		Do Not Re-use *
5.1.2		Authorized Representative in the European Community
		Prescription Use Only ***

\*This symbol is in accordance with ISO 15223-1.

\*\*\* FDA guidance Use of Symbols in Labeling.

### WARRANTY

**Medcomp® WARRANTS THAT THIS PRODUCT WAS MANUFACTURED ACCORDING TO APPLICABLE STANDARDS AND SPECIFICATIONS. PATIENT CONDITION, CLINICAL TREATMENT, AND PRODUCT MAINTENANCE MAY AFFECT THE PERFORMANCE OF THIS PRODUCT. USE OF THIS PRODUCT SHOULD BE IN ACCORDANCE WITH THE INSTRUCTIONS PROVIDED AND AS DIRECTED BY THE PRESCRIBING PHYSICIAN.**

Because of continuing product improvement, prices, specifications, and model availability are subject to change without notice. Medcomp® reserves the right to modify its products or contents without notice.

Medcomp® is a registered trademark of Medical Components, Inc.



Medical Components, Inc.

1499 Delp Drive  
Harleysville, PA 19438 U.S.A.

Tel: 215-256-4201

Fax: 215-256-1787

www.medcompnet.com

EC REP

MPS Medical Product Service GmbH  
Borngasse 20  
35619 Braunfels  
Germany

CE  
2797